

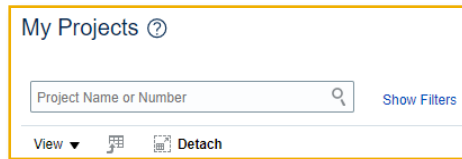
PPM TASK: SEARCHING PPM NON SPONSORED PROJECTS FOR ACADEMICS

Use this help guide to search for PPM Projects in Oracle

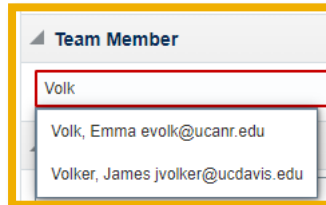
NAVIGATION:

Oracle Home Page > Projects > Project Financial Management

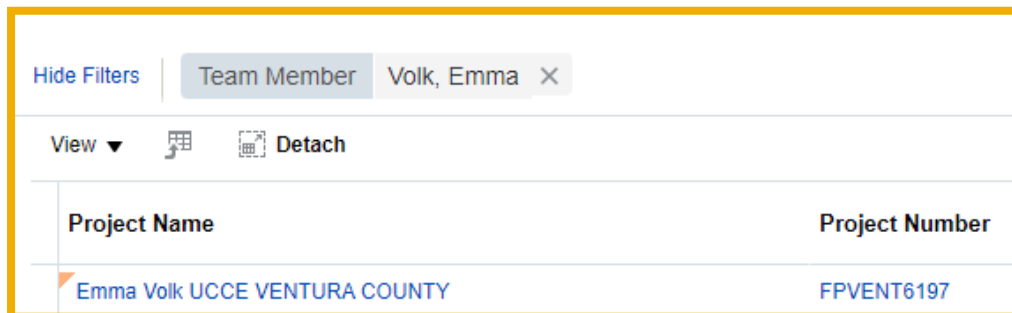
Step	Action
1.	When you navigate to the My Projects page, select the Show Filters link to reveal search filters.



Step	Action
2.	To view PPM projects by PI, type the last name in the Team Member search box and a list of options appears.



Step	Action
3.	Select the name and email address of the PI and the results appear on the right.



Step	Action
4.	Alternatively, you could search by selecting the magnifying glass . Select Advanced in the pop-up menu
5.	Change the parameters for the search to Contains and type in the name.

Search and Select: Team Member

Search Basic

** At least one is required

** Person Contains

** Email Starts with

Search Reset Add Fields Reorder

Person	Email
No rows to display	

OK Cancel

Step	Action
6.	Select Search to see the list of results.
7.	Select the name of the PI and press OK .

Search and Select: Team Member

Search Basic

** At least one is required

** Person Contains

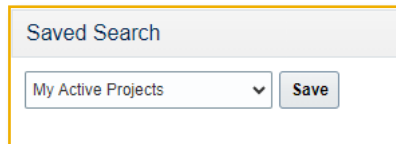
** Email Starts with

Search Reset Add Fields Reorder

Person	Email
Rumbeiha, Wilson	wkrumbeiha@ucdavis.edu
Wilson, Dan	dxwilson@ucdavis.edu
Wilson, David	dkwilson@ucdavis.edu
Wilson, Dennis	dwwilson@ucdavis.edu
Wilson, Houston	samhw@ucr.edu
Wilson, Janine	jflathmann@ucdavis.edu
Wilson, Martin	mcwilson@ucdavis.edu
Wilson, Monica	mawilson@ucdavis.edu
Wilson, Robert	rgwilson@ucdavis.edu
de Belen Wilson, Chris	cdebelenwilson@ucdavis.edu

OK Cancel

Step	Action
8.	The list of PPM Projects appears on the right side of the page.
9.	Save the current search by selecting Save under the Saved Search Menu .



Step	Action
10.	Name the saved search in the Create Saved Search pop-up. You can select the default check box to make this search your default search when you log in to the PPM Projects module. End of Procedure.