

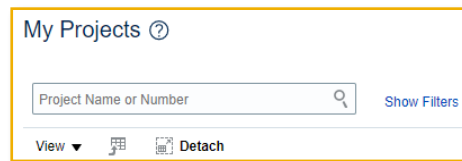
PPM TASK: SEARCHING PPM PROJECTS FOR ACADEMICS

Use this help guide to search for PPM Projects in Oracle

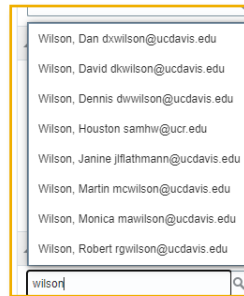
NAVIGATION:

Oracle Home Page > Projects > Project Financial Management

Step	Action
1.	When you navigate to the My Projects page, select the Show Filters link to reveal search filters.



Step	Action
2.	To view PPM projects by PI, type the last name in the Team Member search box and a list of options appears.



Step	Action
3.	Select the name and email address of the PI and the results appear on the right.

Project Name	Project Number	Or He	Project Status
CSA 22 23 County Support for 4H Position KL0347CSA4	KL0347CSA4		Active
INTERMOUNTAIN RESEARCH AND EXTENSION CENTER	DEPIREC001		Active
IREC INTEGR MULTI STATE SMITH LEVE KL06I6202	KL06I6202		Active
IREC INTEGRATED SMITH LEVER FUNDS KL06I6201	KL06I6201		Active
Robert G Wilson SISKIYOU PPM ONLY	FPSISK234		Active
UCCE SISKIYOU PROGRAM SUPPORT KL0147PDSL	KL0147PDSL		Active
UCCE Siskiyou General Support KL0147CEGS	KL0147CEGS		Active
Y19 4599 WSU STOP THE ROT IN ONIONS KL06I0NR4	KL06I0NR4		Active
Y19 4664 GENOMICS FOR MINT BREEDING KL06I0MGN	KL06I0MGN		Active
Y19 4832 CAQORAB SEED TRTMT FOR MAGGOTS KL06I0NM4	KL06I0NM4		Active
Y20 5262 POTATO VARIETY CPRAB 03 31 22 KL06I0PV10	KL06I0PV10		Active
Y20 5403 USDA NIFA IR 4 20 21 ONION MAG KL06I0IR4	KL06I0IR4		Active
Y21 5495 USDA TEXAS A M KL06I5495	KL06I5495		Active
Y21 5548 CWC TULELAKE VARIETY TESTING KL06I0WVR2	KL06I0WVR2		Active
Y22 6271 RWilson Weed Research in Mint KL06I6271	KL06I6271		Active

Step	Action
4.	Alternatively, you could search by selecting the magnifying glass . Select Advanced in the pop-up menu
5.	Change the parameters for the search to Contains and type in the name.

Search and Select: Team Member

Search Basic

** At least one is required

** Person Contains

** Email Starts with

Search Reset Add Fields Reorder

Person	Email
No rows to display	

OK Cancel

Step	Action
6.	Select Search to see the list of results.
7.	Select the name of the PI and press OK .

Search and Select: Team Member

Search Basic

** At least one is required

** Person Contains

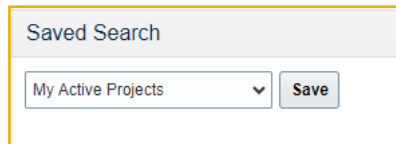
** Email Starts with

Search Reset Add Fields Reorder

Person	Email
Rumbeiha, Wilson	wkrumbeiha@ucdavis.edu
Wilson, Dan	dxwilson@ucdavis.edu
Wilson, David	dkwilson@ucdavis.edu
Wilson, Dennis	dwwilson@ucdavis.edu
Wilson, Houston	samhw@ucr.edu
Wilson, Janine	jflathmann@ucdavis.edu
Wilson, Martin	mcwilson@ucdavis.edu
Wilson, Monica	mawilson@ucdavis.edu
Wilson, Robert	rgwilson@ucdavis.edu
de Belen Wilson, Chris	cdebelenwilson@ucdavis.edu

OK Cancel

Step	Action
8.	The list of PPM Projects appears on the right side of the page.
9.	Save the current search by selecting Save under the Saved Search Menu .



Step	Action
10.	Name the saved search in the Create Saved Search pop-up. You can select the default check box to make this search your default search when you log in to the PPM Projects module. End of Procedure.

