

the Lunch box

HANDOUT A

Publication 8107

HEALTHY LUNCHES FOR PRESCHOOL CHILDREN

As parents, we help our children enjoy healthy lives every day. Packing school lunches with nutritious foods is one important way for us to contribute to our children's life-long health.

What is a healthy lunch?

A healthy lunch has the nutrients and energy children need to grow, learn and play. It usually provides $\frac{1}{4}$ to $\frac{1}{3}$ of the nutrients and calories children need each day.




SHIRLEY PETERSON, Nutrition, Family, and Consumer Sciences Advisor,
University of California Cooperative Extension, San Luis Obispo County.



University of California
Cooperative Extension
San Luis Obispo County

MyPyramid for Kids can help you choose the right types of foods in the right amounts for your child.



Grains Make half your grains whole	Vegetables Vary your veggies	Fruits Focus on fruits	Milk Get your calcium-rich foods	Meat & Beans Go lean with protein
<p>Start smart with breakfast. Look for whole-grain cereals.</p> <p>Just because bread is brown doesn't mean it's whole-grain. Search the ingredients list to make sure the first word is "whole" (like "whole wheat").</p>	<p>Color your plate with all kinds of great-tasting veggies.</p> <p>What's green and orange and tastes good? Veggies! Go dark green with broccoli and spinach, or try orange ones like carrots and sweet potatoes.</p>	<p>Fruits are nature's treats – sweet and delicious.</p> <p>Go easy on juice and make sure it's 100%.</p>	<p>Move to the milk group to get your calcium. Calcium builds strong bones.</p> <p>Look at the carton or container to make sure your milk, yogurt, or cheese is lowfat or fat-free.</p>	<p>Eat lean or lowfat meat, chicken, turkey, and fish. Ask for it baked, broiled, or grilled – not fried.</p> <p>It's nutty, but true. Nuts, seeds, peas, and beans are all great sources of protein, too.</p>

For an 1,800-calorie diet, you need the amounts below from each food group. To find the amounts that are right for you, go to MyPyramid.gov.

Eat 6 oz. every day; at least half should be whole	Eat 2 1/2 cups every day	Eat 1 1/2 cups every day	Get 3 cups every day; for kids ages 2 to 8, it's 2 cups	Eat 5 oz. every day
--	---------------------------------	---------------------------------	---	----------------------------

Oils Oils are not a food group, but you need some for good health. Get your oils from fish, nuts, and liquid oils such as corn oil, soybean oil, and canola oil.

<p>Find your balance between food and fun</p> <ul style="list-style-type: none"> Move more. Aim for at least 60 minutes everyday, or most days. Walk, dance, bike, rollerblade – it all counts. How great is that! 	<p>Fats and sugars – know your limits</p> <ul style="list-style-type: none"> Get your fat facts and sugar smarts from the Nutrition Facts label. Limit solid fats as well as foods that contain them. Choose food and beverages low in added sugars and other caloric sweeteners.
---	---




WHY MyPyramid for Kids?

Variety

Eating many different kinds of food is important for good nutrition. No one food or food group provides all of the nutrients we need for good health.

MyPyramid for Kids recommends that children eat foods from every color group of *MyPyramid* every day. The colors of *MyPyramid for Kids* represent the five food groups plus oils. By making sure they eat foods from all five food groups each day, you can be sure you are providing a healthy diet for your children.



Amount

MyPyramid for Kids is also a guide to how much food makes up a nutritious diet. It recommends small serving sizes that are appropriate for small children. Did you notice that some of the colored stripes in *MyPyramid for Kids* are wider than others? The different sizes remind us to choose more foods from the food groups with the wider stripes.

Healthy Choices

The right foods in the right amounts provide a balanced diet. Select more foods from the bottom of *MyPyramid for Kids* and fewer from the top. That will keep your child's diet higher in vitamins, minerals, and fiber and lower in fats and added sugars.

Flexibility

There are many choices in each food group, so you can choose foods that fit your family's preferences.

Extra Calories

The small white tip of *MyPyramid for Kids* recognizes that there is room for a small amount of discretionary or extra calories in the diet. Kids earn these calories by being active and eating lower-fat and lower-calorie choices from each food group. The extra calories can come from the food groups or from small amounts of added fat or sugar. Foods like sodas, fruit drinks, candy, cookies, granola bars, and chips provide extra calories and should be used only now and then in a child's diet, and always in small amounts.

Physically Active

The person climbing the stairs reminds us that young children need to be active every day. Help your child find fun ways to be active for at least 60 minutes each day. Try dancing, walking, playing ball, swinging, or other activities your child enjoys.

Nutritious Lunch Ideas

Let *MyPyramid for Kids* help you pack a healthy lunch. Include selections from four or five of the food groups when making your child's lunch.


It's easier than you think!

These lunches include all five food groups:

- 1/2 turkey sandwich
(grains, meat & beans groups)
- Celery sticks *(vegetables group)*
- Raisins *(fruits group)*
- Low-fat milk *(milk group)*




- Peanut butter on graham crackers
(grains, meat & beans groups)
- Pineapple tidbits *(fruits group)*
- Baby carrots *(vegetables group)*
- Low-fat milk *(milk group)*




These lunches include four food groups:

- Ham strips *(meat & beans group)*
- Bread sticks *(grains group)*
- Orange wedges *(fruits group)*
- Broccoli florets *(vegetables group)*
- Water




- Low-fat yogurt *(milk group)*
- Crackers *(grains group)*
- Red bell pepper strips *(vegetables group)*
- 100% orange juice *(fruits group)*




DID YOU KNOW?

- Most children establish their food likes and dislikes before they enter kindergarten.
- Learning to enjoy a variety of healthy foods during the pre-school years will help children have good health throughout their lives.
- Most parents worry when their child only wants to eat one or two foods. Don't be too concerned. This behavior usually lasts just a few days.
- When you offer your child healthy food choices every day, you don't need to be too worried about what he or she eats at just one meal or during just one day.



For best health:

- Make half your grains whole.
- Focus on fruits.
- Vary your veggies.
- Get your calcium-rich foods.
- Go lean with protein.
- Find your balance between food and physical activity.



Tips from Parents:

"I pack a sandwich, a fruit, and a vegetable with milk or juice to drink."

—Mother

"Avoid the temptation to pack too many snack items."

—Mother

"Water is just fine for a drink."


—Father

More Information

For more information on packing nutritious lunches for your child, log on to <http://www.mypyramid.gov>.

The Lunch Box is a series of handouts designed for parents who pack lunches for their preschool children. The goal of these handouts is to assist parents in packing lunches that are nutritious, safe, and appealing for preschool children.

The author acknowledges the cooperation of the San Luis Obispo County preschools that assisted in the development of the *Lunch Box* program. This program was made possible by funds received from the First 5 Commission of San Luis Obispo County.



You will find related information in these titles and in other publications, slide sets, CD-ROMs, and videos from UC ANR:

Children and Weight: What's a Parent to Do?, DVD 6524D

EatFit Teacher's Curriculum, Publication 3424

Fit Families Novela Series, Publication 3496

To order these products, visit our online catalog at <http://anrcatalog.ucdavis.edu>. You can also place orders by mail, phone, or FAX, or request a printed catalog of publications, slide sets, CD-ROMs, and videos from

University of California
Agriculture and Natural Resources
Communication Services
6701 San Pablo Avenue, 2nd Floor
Oakland, California 94608-1239

Telephone: (800) 994-8849 or (510) 642-2431,
FAX: (510) 643-5470
e-mail inquiries: danrcs@ucdavis.edu

An electronic version of this publication is available on the ANR Communication Services website at <http://anrcatalog.ucdavis.edu>.

Publication 8107

ISBN-13: 978-1-60107-517-8



This publication has been anonymously peer reviewed for technical accuracy by University of California scientists and other qualified professionals. This review process was managed by the ANR Associate Editor for Nutrition and Food Safety.



©2007 by the Regents of the University of California
Division of Agriculture and Natural Resources.

All rights reserved.

The University of California prohibits discrimination or harassment of any person on the basis of race, color, national origin, religion, sex, gender identity, pregnancy (including childbirth, and medical conditions related to pregnancy or childbirth), physical or mental disability, medical condition (cancer-related or genetic characteristics), ancestry, marital status, age, sexual orientation, citizenship, or status as a covered veteran (covered veterans are special disabled veterans, recently separated veterans, Vietnam era veterans, or any other veterans who served on active duty during a war or in a campaign or expedition for which a campaign badge has been authorized) in any of its programs or activities.

University policy is intended to be consistent with the provisions of applicable State and Federal laws.

Inquiries regarding the University's nondiscrimination policies may be directed to the Affirmative Action/Staff Personnel Services Director, University of California, Agriculture and Natural Resources, 1111 Franklin Street, 6th Floor, Oakland, CA 94607, (510) 987-0096. **For information about obtaining this publication, call (800) 994-8849. For downloading information, call (530) 297-4445.**

pr-12/07-WJC/RW

